

# The State of Trans\* and Intersex Organizing Globally

The following graphics depict the findings of a survey of 340 groups promoting the rights of trans\* and intersex people conducted in 2013. The full report can be found at [www.transactivists.org/documents/funding-report/](http://www.transactivists.org/documents/funding-report/)

## THIS YEAR'S BUDGET

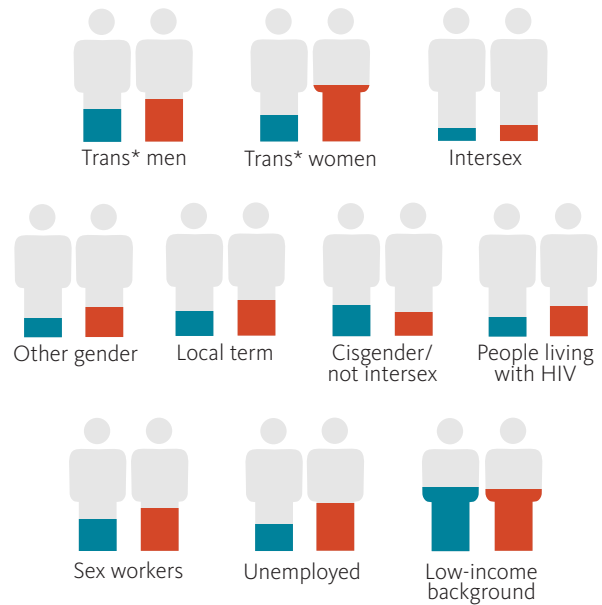


More than half of trans\* and intersex groups operate on less than 10,000 US\$ per year, while only 5% have more than 250,000 US\$ at their disposal. These movements are clearly underfunded.

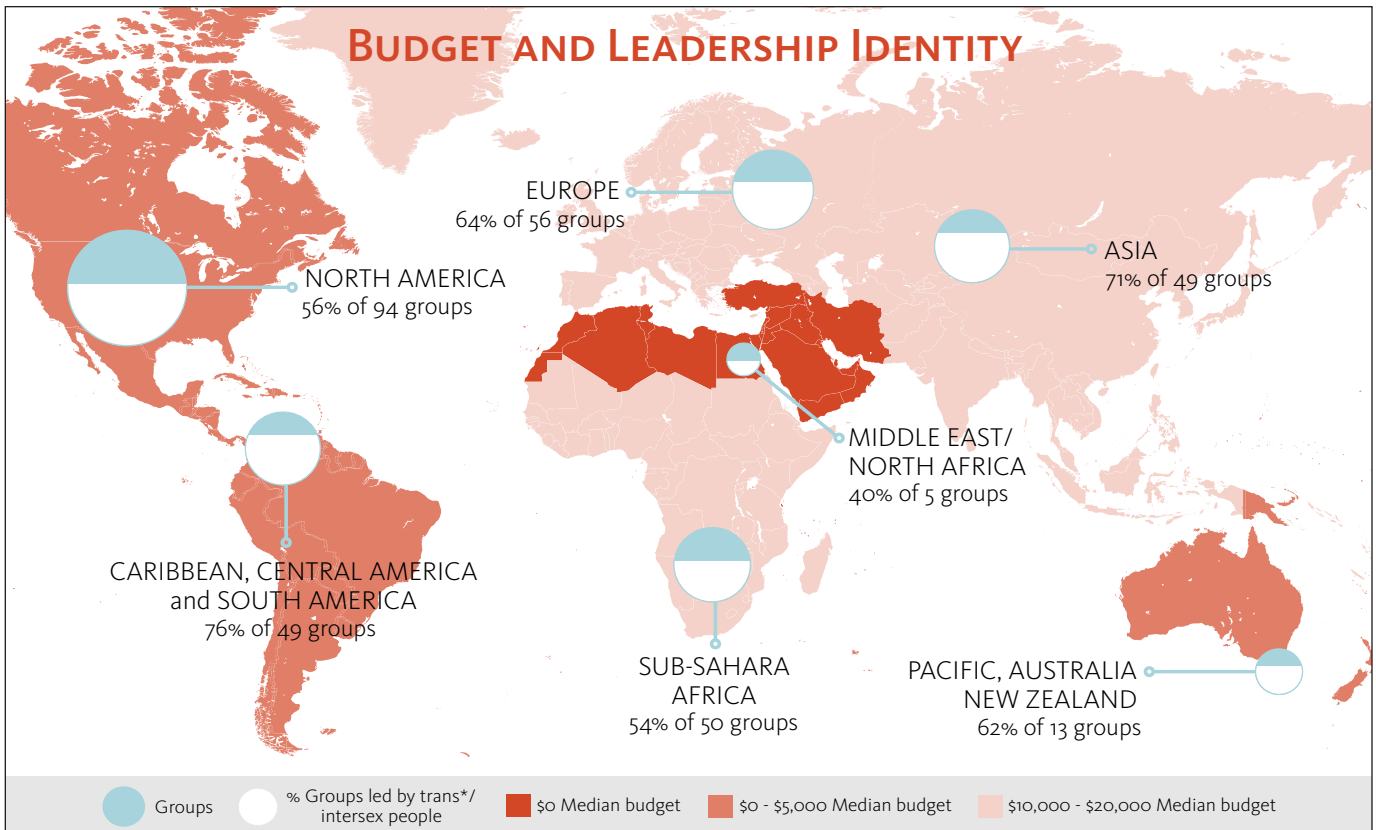
**“As we are ‘T’ specific, it is difficult to access LGBT funding.”**

—Survey Respondent

## MOST OR ALL STAFF / CONSTITUENTS IDENTIFY AS

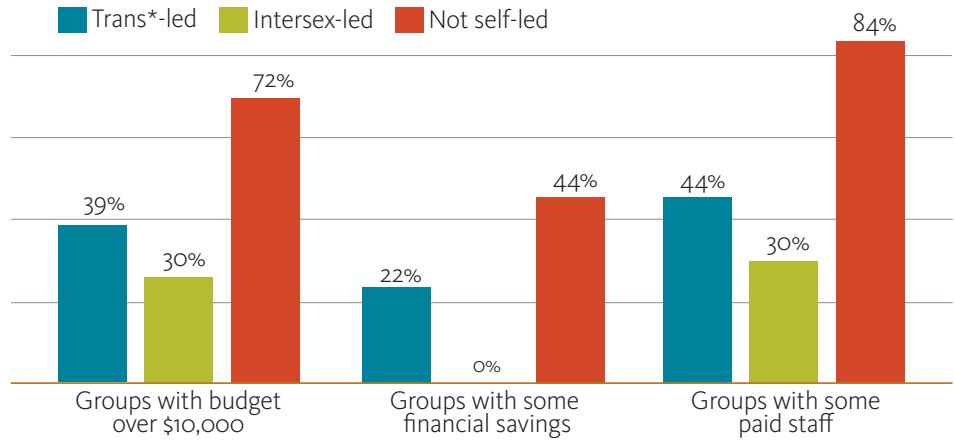


## BUDGET AND LEADERSHIP IDENTITY



Trans\*/intersex groups that are located in high income countries don't necessarily have access to more resources than trans\*/intersex groups in low income countries. Trans\* and intersex-led groups have significantly less access to funding than those that are not self-led.

## BUDGET, SAVINGS, AND STAFF BY LEADERSHIP DEMOGRAPHICS



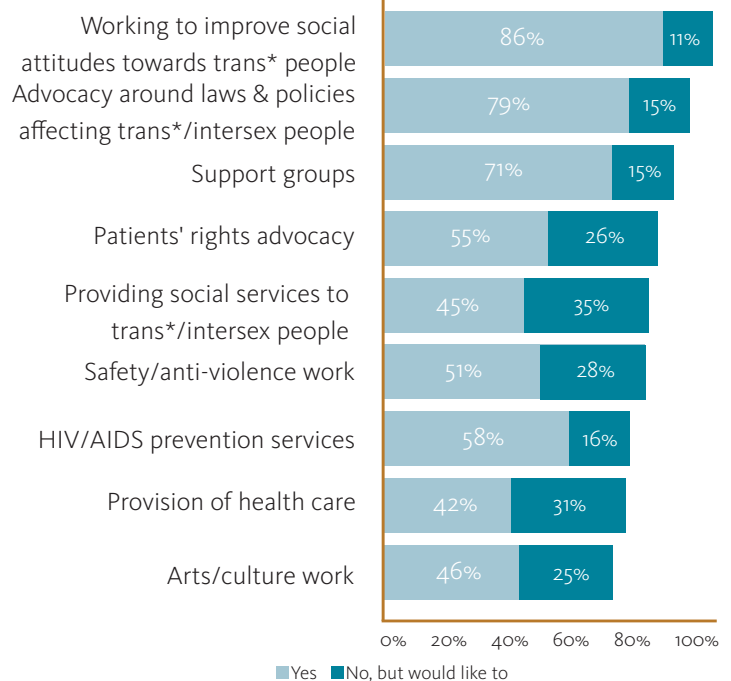
### WISH LIST FOR NON-FINANCIAL SUPPORT

1. Networking with other trans\*/intersex groups
2. Skills training
3. Mentoring

### WISH LIST FOR SKILLS TRAINING

1. Fundraising
2. Program strategy and development
3. Budgeting and financial management
4. Political advocacy
5. Community organizing

### WORK AREAS



**“It’s very hard for us to identify funding organizations with criteria that we meet... intersex isn’t on their list.”**

—Survey Respondent



American Jewish World Service  
 ajws@ajws.org  
 ajws.org



Global Action for Trans\* Equality  
 gate@transactivists.org  
 transactivists.org